





# Printed Circuits

Screen printing mesh for the electronic industry.  
 Perfect fabrics for new stencil standards in industrial environments and impressive print results.




## Overview

### Performance, innovation, reliability: Printing in the electronic industry

The printed-circuit board industry has been using screen printing as a valuable part of its manufacturing process for over 50 years.

Although there are other technologies competing with screen printing, it is still the fastest and most economical way to achieve large-volume PCB production.



### Our offer. Your benefit:

- Technology and quality of the world's leading manufacturer
- Wide product range for all requirements from stock
- Innovative products providing maximum efficiency
- Individual support for your printing projects
- Lean, efficient production, in both stencil preparation and the printing process
- Sustainability, safety and reliability of supply to the finished printed product
- Local, world-wide cooperative partnerships with Sefar's support teams
- Increase the competitiveness of your business

## DOWNLOADS

[SEFAR PME Leaflet \(PDF 223 kb\)](#)

[SEFAR PME Article list \(PDF 645 kb\)](#)

[SEFAR PME Product data sheet \(PDF 344 kb\)](#)

[SEFAR PET 1500 Leaflet \(PDF 193 kb\)](#)

[SEFAR PET 1500 Article list \(PDF 879 kb\)](#)

[SEFAR PET 1500 Product data sheet \(PDF 238 kb\)](#)

## Applications

**Ever-smaller and ever more powerful – Printed circuit boards**




© Varioprint AG

- Etch- & plating resist
- Solder mask
- Legend marking
- Carbon paste
- Plugging paste
- Via hole filling
- Surface mount adhesive
- Heat sink paste

The ongoing miniaturization and increased performance of printed circuit boards puts ever-increasing demands on their manufacturers. Make sure you get the best possible results and predictable and consistent reproduction quality by using our screen printing solutions from the application tailored, competitive and the versatile performer SEFAR PET 1500.

**Conductive layer with big impact – Thickfilm applications**



- Thickfilm
- RFID
- Fuel cells
- Batteries

Screen printing is the method of choice for the production of printed electronics and thickfilm components. It allows you to realize a wide range of

printed film thicknesses with maximum production speed, various ink systems and particle sizes. It is crucial to select the right mesh, whether as combination or pure polyester stencil. Choosing SEFAR PME and SEFAR PET 1500, will help you to achieve individually and easily your desired electrical conductivity and ink deposit.

## Screen Printing Mesh

### SEFAR PME – The best performing screen printing mesh



SEFAR PME is the screen printing mesh for use in the industrial environment. It is based on an innovative, high modulus polyester yarn developed by Sefar having extraordinary tensile strength combined with very low and evenly-balanced elongation. SEFAR PME sets new standards in the stencil making process. Its quality printing results are hugely impressive in the most demanding and innovative printing applications.

### SEFAR PET 1500 – The screen printing mesh professionals use

SEFAR PET 1500 is the best stencil carrier for an almost infinite number of screen printing applications – the most wanted for decoration of any printable

#### Sefar AG

Töberstrasse 4  
9425 Thal – Switzerland

Phone +41 71 898 5700  
Fax +41 71 886 3504

[info@sefar.com](mailto:info@sefar.com)

[Go to content](#)



substrate. SEFAR PET 1500 is available in the largest range of different screen printing mesh types.

## Locations



### Sefar AG

Töberstrasse 4  
9425 Thal – Switzerland  
Phone: +41 71 898 5700  
Fax: +41 71 886 3504

 [E-Mail](#)



### Sefar AG

Hinterbissastrasse 12  
9410 Heiden  
Switzerland  
Phone: +41 71 898 5700  
Fax: +41 71 898 5721

 [E-Mail](#)

## Sefar AG

Töberstrasse 4  
9425 Thal – Switzerland

Phone +41 71 898 5700  
Fax +41 71 886 3504

[info@sefar.com](mailto:info@sefar.com)

[Go to content](#)