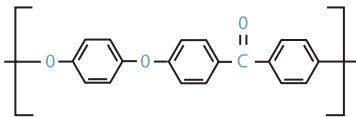


PEEK Fabrics in the Automotive Industry

Injection Nozzles and Fuel Filtration

20.03.2018

Chemical structure



PEEK (Polyetheretherketone) is a semi-crystalline thermoplastic with a very stable chemical structure that offers critical advantages when compared to other materials. It belongs to the PAEK (Polyaryletherketone) polymer family.

High temperature resistance

PEEK is especially useful when process temperatures exceed the limits of conventional PA, PET and PP filters and where an alternative to metallic media is required.

Excellent chemical resistance

PEEK is very resistant to a wide range of chemical environments, even at elevated temperatures. The only environment which dissolves PEEK is concentrated sulfuric or nitric acid.

Hydrolysis resistance

PEEK can be used for thousands of hours in steam and high pressure water without significant degradation in properties.

Extended lifetime

PEEK is a strong, stiff and hard polymer and fabrics made from PEEK have good friction and wear properties. For this reason PEEK is probably the most universal «exotic» polymer. Filters made from PEEK are ideal for applications where the high temperatures or aggressive environments prohibit the use of «normal» polymers.

	Temperature Performance	Chemical Resistance	Dimension Stability	Gamma Radiation	Flex Fatigue	Abrasion Resistance	Relative Tensile Strength	Specific Weight	Costs
PEEK	1	1	1	1	2	2	2	2	4
PTFE	1	1	4	4	1	2	4	4	4
ETFE/E-CTFE	2	2	3	3	2	2	3	3	3
PVDF	2	3	3	3	2	2	3	3	3
PPS	1	2	2	2	3	3	2	2	3
PEN	2	3	2	2	3	3	2	2	1
PET	3	3	2	2	2	3	2	2	1
PA	3	3	3	2	1	1	2	2	2
PP	4	2	3	3	3	4	3	1	1
STEEL	1	2	1	1	4	1	1	4	3

1 = Excellent

2 = Good

3 = Acceptable

4 = Poor

Fig 1: Properties of PEEK versus other polymers and versus metal (stainless steel)

The specifications of our products are designed to meet and exceed the challenging expectations of our customers. Because of technological developments related to the products and the constant optimization of our manufacturing processes the specifications are subject to change without notice. Please consult your local Sefar representative to verify that this information remains valid and check the suitability of this product for the targeted application before use. All stated values without indications of tolerances are nominal values, which are not measured. All stated values with indications of tolerances are measured based on a product specific control plan and represent statistical mean values.



Applications for Filter Element Manufacturers

Automotive fuel pump filters (Replacement of wire cloth)

Automotive manufacturers have historically substituted wire mesh filters for polyamide filters in cars shipped to regions with hot climates.

The polyamide polymer tends to swell in the hot fuel mixture. The wire mesh filters do not completely solve all their problems:

- Wire mesh exhibits poor fatigue resistance in dynamic stress situations and thus has a more limited lifetime.
- Use of wire mesh in a molded filter housing requires more expensive tooling to prevent damage caused by mold parting line shut-off on the steel fibers of the mesh.
- Only specially alloyed metals can match the wide range of corrosion resistance available through synthetic fabrics.

In order to overcome the limitations of wire mesh filters, Sefar has developed PEEK filter fabrics that provide similar filtration efficiencies plus the added benefits of high temperature and chemical resistance.

Biofuel fuel filters

In the past decade, biofuel has been gaining worldwide popularity as an alternative energy source because of its many benefits. However the standard fuel filters made of PA will degrade rapidly in biofuel.

PEEK on the other hand has a much higher resistance towards biofuel and therefore guarantees a lifelong use of the fuel filter.



- Fabric solution for biofuel fuel filters
17-22/14 | 17-35/22

- Customers
Injection molders for automotive industry

Sefar's material resistant test | Insertion Attempts

Mesh samples

- 03-31/24
- 07-33/21
- 17-35/22

Fuels

Representing Europe, North- and South America:

- RSG-E10
- RSG-E85
- CEC-E85

Representing Asia:

- BSG-M15
- CEC-M15

RSG = Risk Safeguarding Gasoline → Media was defined externally with manufacturers, oil industry and suppliers.

BSG = Bosch Safeguarding Gasoline, added with aggressive substances.

Test conditions A

14 days | Temp. 100°C | Pressure 20MPa

Results A

No damage or porosity change detected. Polyamide has yellowish discoloration. Shrinkage of about 2%. Between the mesh samples from the different fuels is not a significant difference seen.

Test conditions B

14 days | Temp. 140°C | Pressure 20MPa with fresh fuels

Results B See diagram on next page

The specifications of our products are designed to meet and exceed the challenging expectations of our customers. Because of technological developments related to the products and the constant optimization of our manufacturing processes the specifications are subject to change without notice. Please consult your local Sefar representative to verify that this information remains valid and check the suitability of this product for the targeted application before use. All stated values without indications of tolerances are nominal values, which are not measured. All stated values with indications of tolerances are measured based on a product specific control plan and represent statistical mean values.

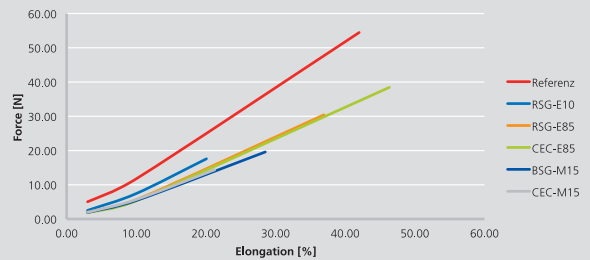


Stress-strain analysis of the inserted fabric stripes (Test B)

- Bulk specimens
- Measurement equipment
- Preload
- Preload speed
- Testing speed

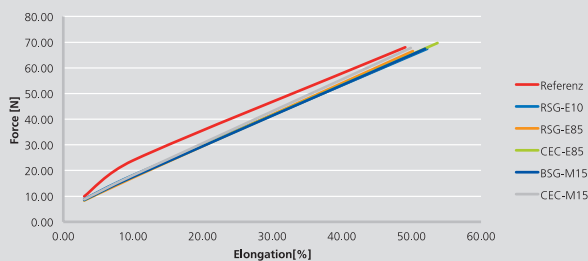
200 x 25 mm
Zwick / Roell Z005
2N
30 mm / min.
30 mm / min.
Date in N / 10 mm

PA66 03-31/24



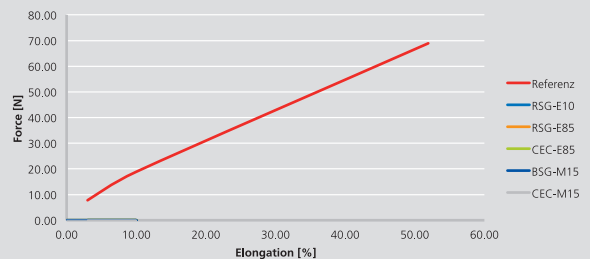
The polyamide has suffered severe damage, especially by methanol and ethanol in the proportions of 10 and 15%.

Peek 17-35/22



Peek was the only material without damage.

PET 07-33/21



After the insertion attempt was no coherent mesh more available to perform the strength test.

Fabrication possibilities

PEEK fabrics

Sefar technical specialists are available to assist you with selecting the correct PEEK fabric for your application. Sefar recommends consulting with their sales personnel regarding current inventory and availability.

Fabrication technologies for PEEK filter components Sefar has developed a wide range of fabrication capabilities suited for PEEK fabrics:

Adhesive filter components US-welded tubes

Slitting

– Laser/Heat slitting

Stamping

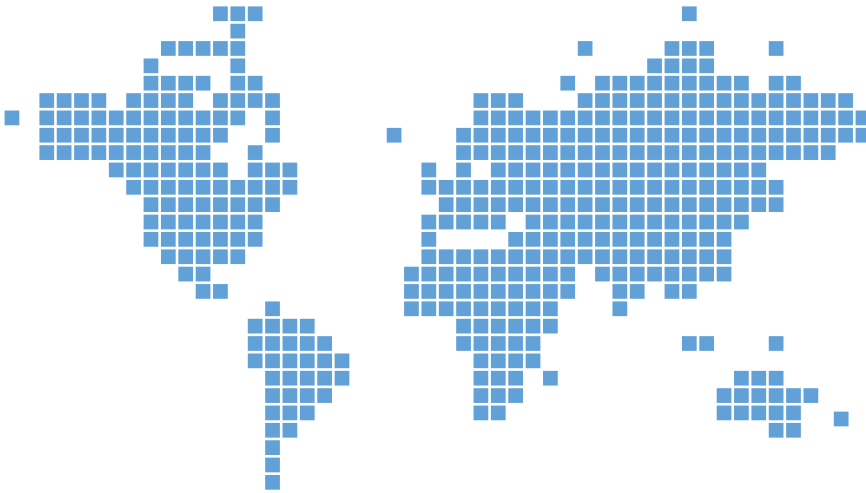
– Cold/US stamping

Welding

– US/RF/HF welding

The specifications of our products are designed to meet and exceed the challenging expectations of our customers. Because of technological developments related to the products and the constant optimization of our manufacturing processes the specifications are subject to change without notice. Please consult your local Sefar representative to verify that this information remains valid and check the suitability of this product for the targeted application before use. All stated values without indications of tolerances are nominal values, which are not measured. All stated values with indications of tolerances are measured based on a product specific control plan and represent statistical mean values.





Sefar Worldwide

Sefar is the leading manufacturer of precision fabrics from monofilaments for the screen printing and filtration market. Sefar products are used in a wide variety of industries, reaching from electronics, graphics, medical, automotive, food and pharmaceutical applications to aerospace, mining & refining and architecture. With its profound understanding of the applications, Sefar helps its customers to achieve optimum results in their industrial processes. With subsidiaries and representatives around the world, Sefar offers its customers the comprehensive, global support they need.

Headquarters

Sefar AG
 Hinterbissastrasse 12
 9410 Heiden
 Switzerland

Phone +41 71 898 57 00
 Fax +41 71 898 57 21

automotive@sefar.com

<http://automotive.sefar.com>
www.sefar.com

Subsidiaries Africa

South Africa – Kya Sand
 Phone +27 11 708 2485
info@sefarfilterpure.com

Morocco – Casablanca
 Phone +212 522 66 14 66
info@sefar.ma

Subsidiaries Americas

USA – Buffalo
 Phone +1 800 995 0531
sales@sefar.us

Canada – Saguenay
 Phone +1 418 690 0888
info.bdh@sefar.com

Brazil – São Bernardo do Campo
 Phone +55 11 4390 6300
contato.brasil@sefar.com

Mexico – Cuautitlan Izcalli
 Phone +52 55 2291 0652
info.mexico@sefar.com

Subsidiaries Australia & New Zealand

Australia – Huntingwood
 Phone +61 2 8822 1700
oceaniasales@sefar.com

New Zealand – MT Wellington
 Phone +64 9 527 4409
salesnz@sefar.com

Subsidiaries Asia

China – Suzhou
 Phone +86 512 6283 6383
info.cn@sefar.com

India – District Thane
 Phone +91 2522 2940-34 /35 /36
info.in@sefar.com

Korea – Seoul
 Phone +82 2713 9134
info.kr@sefar.com

Malaysia – Johor
 Phone +60 7 861 0023
info.my@sefar.com

Singapore
 Phone +65 6299 9092
info.sg@sefar.com

Thailand – Bangkok
 Phone +66 2 6670 024
info.th@sefar.com

Vietnam – Ho Chi Minh City
 Phone +84 862 925 562/3
info.vn@sefar.com

Subsidiaries Europe

England – Bury
 Phone +44 161 765 3530
sales@sefar.co.uk

France – Lyon
 Phone +33 472 13 14 15
vente@sefar.com

Germany – Edling
 Phone +49 8071 90400 0
info@sefar.de

Italy – Collegno
 Phone +39 011 42 001
info@sefar.it

Netherlands – Lochem
 Phone +31 573 25 82 50
info@sefar.nl

Poland – Poznan
 Phone +48 511 467 467
biuro.pl@sefar.com

Spain – Cardedeu
 Phone +34 93 844 47 10
info.maissa@sefar.com

Turkey – Ankara
 Phone +90 312 287 34 14
info.tr@sefar.com

The specifications of our products are designed to meet and exceed the challenging expectations of our customers. Because of technological developments related to the products and the constant optimization of our manufacturing processes the specifications are subject to change without notice. Please consult your local Sefar representative to verify that this information remains valid and check the suitability of this product for the targeted application before use. All stated values without indications of tolerances are nominal values, which are not measured. All stated values with indications of tolerances are measured based on a product specific control plan and represent statistical mean values.

